

## The Fans

### Lesson Plan - Question 5: What do you like about living in the UK?

<b>Level</b>	B1
<b>Aims</b>	To describe cities: to listen for information, to ask for and give directions.
<b>Language</b>	Cities
<b>Skills &amp; functions:</b>	Listening for specific information (detail)  Speaking; describing things about cities.  Writing; a guide about your city / a city in your country.  Asking for and giving directions.
<b>Vocabulary</b>	Places in a city: architecture, nightlife, museum, facilities, opportunity, community activities, discrimination.
<b>Grammar</b>	Present Simple

### Materials you will need:

- Set the DVD to the right place for this question or have the web page open: What do you like about living in the UK?
- Dictionaries (optional) for Activities 2 & 3.
- Copies of worksheets for Activities 2 & 3.

### Stages & timing:

- Before you watch: Activity 1 (10 minutes), Activity 2 (20 minutes)
- While you watch: Activity 3 (20 minutes) and
- Watch again: Activity 3 (15 minutes)
- Stimulus questions: (5-10 minutes)

### Activity 1: What makes a city a city? (10 minutes)

Ask students the following question: What makes a city a city?

Give the students a couple of examples and then try to elicit as many examples of facilities and various types of infrastructure as possible.

Write their answers on the board: population / number of people who live there; its history; schools; universities; hospitals; public transport; museums; buildings – skyscrapers; libraries; architecture; nightlife; places to go shopping; cinemas; theatres, community centres; sporting facilities, such as football pitches, tennis courts, cricket grounds; restaurants; parks etc.

Discuss with the students the meanings of the new vocabulary.

**Activity 2: Your City / A City you know (20 minutes)**

As a class, read Tania Davids' city guide to Melbourne in Victoria, Australia. Can use dictionaries to look up vocabulary. In pairs students complete the worksheet about their city or about a city they know in their country. **Look at the table and read Tania Davids' city guide about Melbourne in Australia. Work in pairs and complete the table about your city (or a city you know in your country).**

Name: Tania Davids	Your City / A City you know:
Places to visit	<p>Melbourne is a city with lots to see and do. There are libraries, attractions, art galleries, parks, theatres and a busy waterfront atmosphere. My favourites are:</p> <ol style="list-style-type: none"> <li>1. The Melbourne Zoo, which has over 300 animals from all over the world. You can see Australia's unique wildlife – penguins, koalas, kangaroos, platypus and wombats, plus much, much more.</li> <li>2. Melbourne's beautiful gardens and parks, especially Albert Park. It is famous for the Australian Grand Prix,</li> <li>3. The State Library of Victoria.</li> <li>4. The Melbourne Museum</li> </ol>
Sports grounds / events	<p>Melbourne Cricket Ground (MCG)</p> <p>Australian Open Tennis</p>
Getting around	<p>Trams, trains, buses, ferries, city link, taxis, cars, cycling and walking.</p>
Culture	<p>Melbourne offers a diverse and colourful multicultural city experience. There's Chinatown on Little Bourke Street, Italian on Lygon Street in Carlton and Greek on Lonsdale Street and more.</p>
Architecture	<p>Victorian, Colonial and Modern</p>
Entertainment / Restaurants / Cafes	<p>Luna Park in St Kilda, the Rivoli Cinema, Melbourne Theatre Company (MTC), the Docklands, Little Italy and more.</p>
Shopping	<p>Bourke Street Mall, Queen Victoria Market, and Chadstone. <a href="#">for more English language learning activities</a></p>
Education	<p>St. Michael's Grammar School (from kindergarten – secondary school)</p> <p>Universities: Melbourne University, La Trobe University, Monash University...</p>
Top tip	<p>Go to the top of Rialto Tower skyscraper for the best view of Melbourne.</p>

<b>Name:</b>	<b>Your City / A City you know:</b>
Places to visit	
Sports grounds / events	
Getting around	
Culture	
Architecture	
Entertainment / Restaurants / Cafes	
Shopping	
Education	
Top tip	

for more English language learning activities

**Activity 3: Listening for reasons** (30 minutes)

**Brainstorm:** what students expect to hear about why the fans like living in the U.K and write them on board. Try to elicit key words i.e. architecture; magnificent; nightlife; museum; neighbouring countries; facilities; opportunity; easy access; 'relative safety'; community activities; discrimination; improve; conversation; 'embraced me'; 'teach me the ropes'; outsider.

**While Watching:** Tell students that you are going to show them the video from start to finish. They need to listen out to see which words / phrases from the board are mentioned. They can listen again this time carefully to why the fans like living in the UK and write down as many reasons as they can.

Ask the students what reasons they heard and compare with the reasons on the board.

**Watch again:** Handout the worksheets marked Student A and Student B, and tell the students that they need to complete the boxes as they listen with the reasons given by the fans. You may need to pause the video between fans to give the students enough time to write their answers.

Check the students' answers as a class.

**Answer Key:**

Albert – Cities in the UK are very beautiful; architecture is magnificent; nightlife and museums

Beatriz – Facilities; opportunities; the English (the people); the British accent; kind family

Jorge – Easy access to countryside; relative safety

Minji – Speak English; Learn English

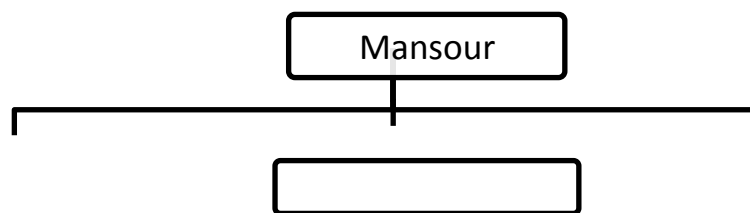
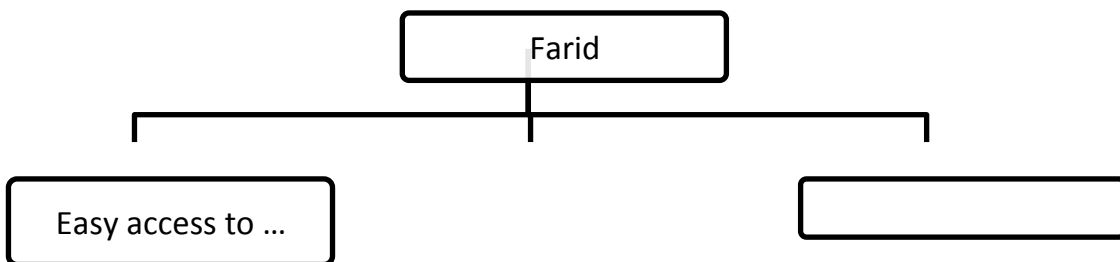
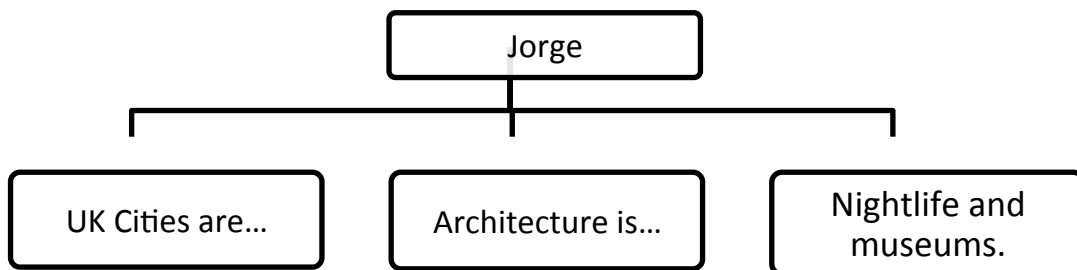
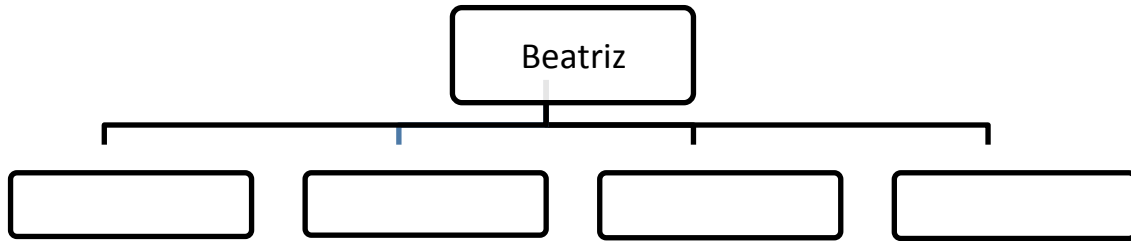
Farid – Friendly people; helpful people

Martin – People embraced/welcomed me; people teach me the ropes; fun

Mansour – Best level of education

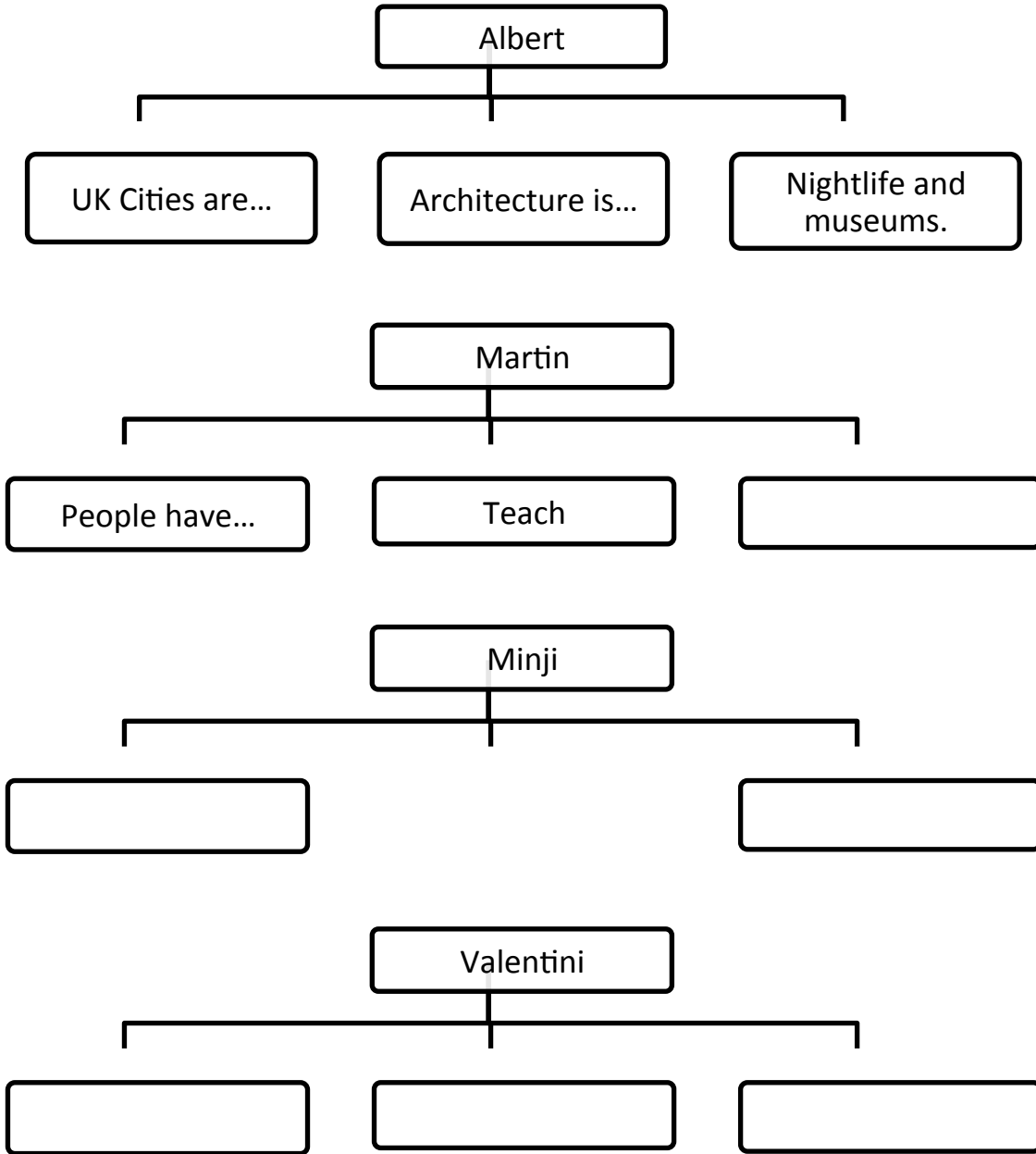
Valentini – Meeting people; community activities; no discrimination

**Student A:** Write the reasons why the fans like living in the UK in the boxes.



for more English language learning activities

**Student B:** Write the reasons why the fans like living in the UK, in the boxes.



for more English language learning activities

**Post Watching:**

**Activity 4: Finding your way around your city or a city you know. (20 minutes)**

Ask the students to name as many buildings/landmarks as they can in their city or a city they know. You can use their completed city guides (i.e. worksheets from Activity 2).

Write their answers on the board..

Write the following directions on the board: Turn right/left; go straight ahead; at the roundabout; at the junction; at the traffic light; it's on your right/left; it's just off Piccadilly Circus; it's opposite the train station.

Write the beginning of the role-play on the board and ask students to use their city guide worksheets. Student A has to choose a location where they are, and then one of the landmarks from the board and ask for directions. Then students swap.

Students A: Excuse me could you tell me how to get to \_\_\_\_\_ from \_\_\_\_\_ please?

Student B: Certainly. Go straight ahead until you reach a traffic light, and then take a right onto \_\_\_\_\_.

**Stimulus Questions: (5–10 minutes)**

What do you like most about where you live?

What tips would you give to a tourist who visits where you live?

for more English language learning activities

## Transcript

Albert	Generally I like everything because, you know, cities in the UK, they are very beautiful. Their architecture is magnificent so you can enjoy just walking the streets. Also nightlife, it's very interesting. And you have got lots of museums you can get to know a lot, not just about England, but also about the neighbouring countries.
Beatriz	Almost everything. I like the facilities for all the things, the, all the opportunities you have here.
Jorge	I like the easy access to the countryside. I like the relative safety in which people live here.
Beatriz	The English, I like the English, the British accent so I'm really happy here. I live with a family and they are really kind so it's really good.
Minji	Well I came England to study English so every day I can speak English and I learn English. It's really good
Farid	To be honest people are very friendly and I've come here just to improve my English language and I can make everyday, everyday I have made a lot of friends. They are really nice and always are ready to help me. Especially to make conversation to improve my language. They are helpful.
Martin	The people have embraced me, welcomed me to the UK and teach me the ropes of how things work here in the UK. And getting around to work and everything. It's been, it is really fun, living here and working with the people in Great Britain.
Mansour	Actually because I'm studying, I'm going to study in a University so I'm studying (an) English course now and after that I'm going to study in Salford University so actually I prefer to live in the UK because it's the best level for education.
Valentini	You come as a tourist, you come as a student, then you start living here and you become part of everyday life. For me it has been easy, meeting people, taking part in community activities. I like that. I've never felt an outsider so maybe I like that – I didn't have any discrimination as I might have had so I have taken every opportunity that has been given to me.

for more English language learning activities